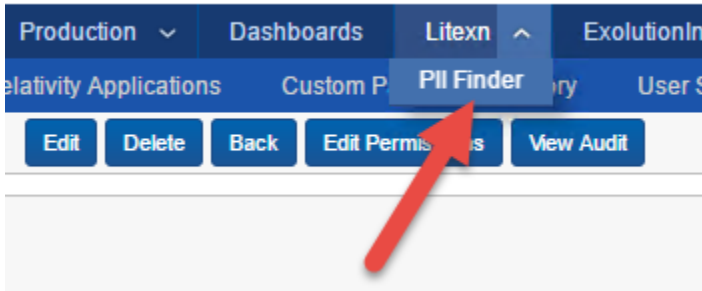
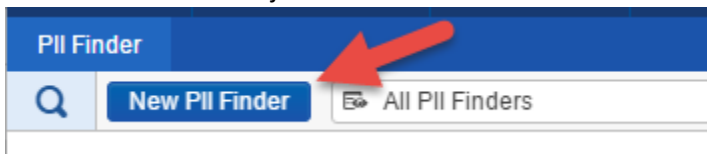


The following illustrates how to use PII Finder after installation.

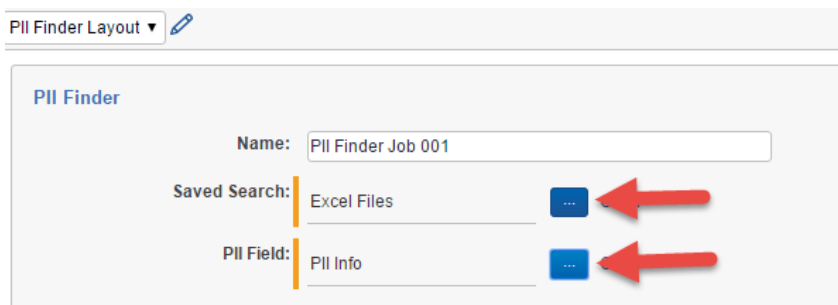
1. Click on *Litexn* | *PII Finder* menu item



2. Create New PII Finder job



3. Select values for the fields **Saved Search** and **PII Field**. The Saved Search is input and PII Field is an output field. The PII Field is a *Long Text* field and PII Finder overwrites it, so create a dedicated field to store PII values.



4. Click on the **Find PII** button. PII Finding will start and PII Finder will display a message on the top when it finishes.

